

Newly
Updated!

The Class Data Collection



Learning About
Each Other with
Graphs and Charts

Developed by Linda Nelson

<http://www.teacherspayteachers.com/Store/Linda-Nelson/Products>

©Linda Nelson, 2011, All Rights Reserved


The Class Data Collection



Help your class get to know one another while practicing data collection with this set of 7 graphs and 2 tally charts. Spend a few minutes with these activities each day and then turn them into a great display for Open House! When you take the display down, assemble the pages into a book for your classroom library, using the included cover.

Teacher Directions: Print graphs and tally charts in color on cardstock. Laminate if desired to use year after year. To complete, have children write their initials in a box or color it.

I hope that you'll enjoy using this free item with your class! Please take a look at more freebies and other products for primary math and literacy at <http://www.teacherspayteachers.com/Store/Linda-Nelson/Products>




Our Book of Class Data

A Class Book by

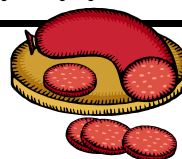
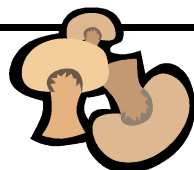
Published in



What Do You Like Best on Your Pizza?




just cheese	mushrooms	pepperoni	veggies



What is Your Favorite Thing to Do on the Weekend?

Play Outside	Watch a movie	Sleep late	Visit a friend	Go shopping



How Many People Live in Your House?



2	3	4	5	6 or more

//


///

////



~~////~~

~~////~~ /...

What Do You Want to Learn More About?




Space	Cooking	Dogs	Snakes	Maps and globes



What Color is Your Backpack?





red	black	blue	pink	Another color



What is Your Favorite Lunch at School?




Pasta	Pizza	Salad	Chicken	Lunch from Home




What is Your Favorite Way to Travel?




Bus	Car	Bike	Train	Airplane




Do You Like Fiction or Non-Fiction Better?






Make a tally on the chart to show the kind of books you like best.


<p>I love to read non-fiction.</p> 	<p>Tallies</p>	<p>Total</p>
--	----------------	--------------

<p>I love to read fiction.</p> 	<p>Tallies</p>	<p>Total</p>
--	----------------	--------------

Is It More Fun to Play Inside or Outside?

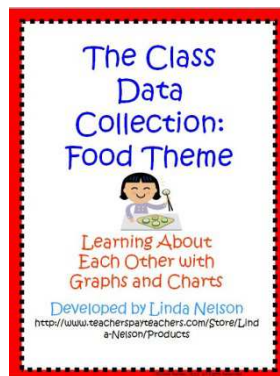
<p>I like to play inside best.</p> 	<p>Tallies</p>	<p>Total</p>
---	----------------	--------------

<p>I like to play outside best.</p> 	<p>Tallies</p>	<p>Total</p>
---	----------------	--------------

Thank you for your interest in this product!

Looking for more graphing activities
for your primary grade class?

You might like...



... available at my TPT store!

Visit PrimaryInspiration.blogspot.com
for more ideas and freebies !

